

How to make your vote count

July 2010

On election day you will receive two ballot papers: a green one for the House of Representatives, and a white one for the Senate.

**Don't worry if you make a mistake.
You can ask for another ballot paper and start again.**

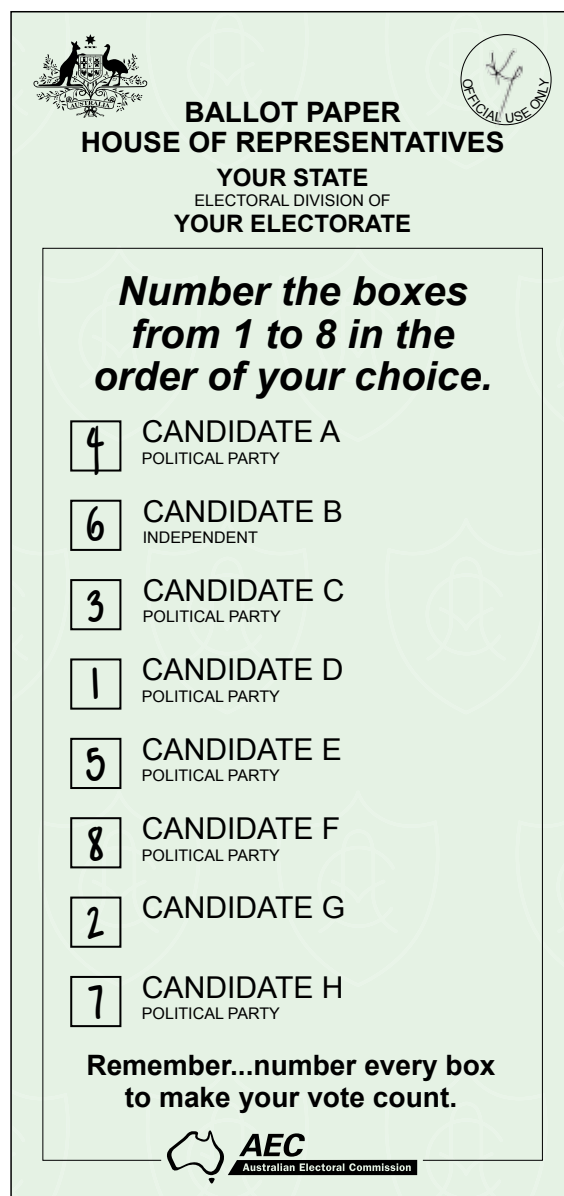
Green ballot paper


Number every box


On the green ballot paper, you need to put a '1' in the box beside the candidate who is your first choice, '2' in the box beside your second choice and so on, until you have numbered every box.

You must number every box for your vote to count.

Do not use ticks, crosses or leave boxes blank on this ballot paper or your vote won't count.




 **BALLOT PAPER**
HOUSE OF REPRESENTATIVES
YOUR STATE
ELECTORAL DIVISION OF
YOUR ELECTORATE



**Number the boxes
from 1 to 8 in the
order of your choice.**

<input type="checkbox"/>	4	CANDIDATE A POLITICAL PARTY
<input type="checkbox"/>	6	CANDIDATE B INDEPENDENT
<input type="checkbox"/>	3	CANDIDATE C POLITICAL PARTY
<input type="checkbox"/>	1	CANDIDATE D POLITICAL PARTY
<input type="checkbox"/>	5	CANDIDATE E POLITICAL PARTY
<input type="checkbox"/>	8	CANDIDATE F POLITICAL PARTY
<input type="checkbox"/>	2	CANDIDATE G
<input type="checkbox"/>	7	CANDIDATE H POLITICAL PARTY

**Remember...number every box
to make your vote count.**

 **AEC**
Australian Electoral Commission

SAMPLE

Please turn over ➔



AEC

Australian Electoral Commission

