

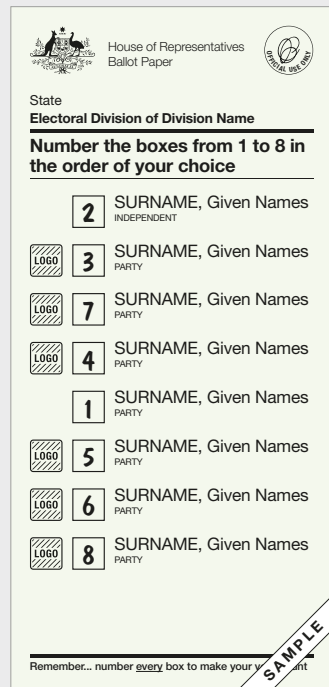
How to make your vote count

On election day you will receive two ballot papers: a **green** one for the House of Representatives and a **white** one for the Senate.

House of Representatives

On the **green ballot paper**, you need to put a '1' in the box beside the candidate who is your first choice, '2' in the box beside your second choice and so on, until you have numbered every box.

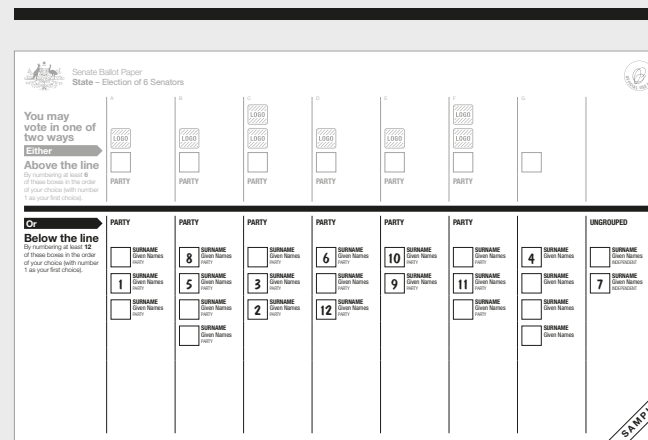
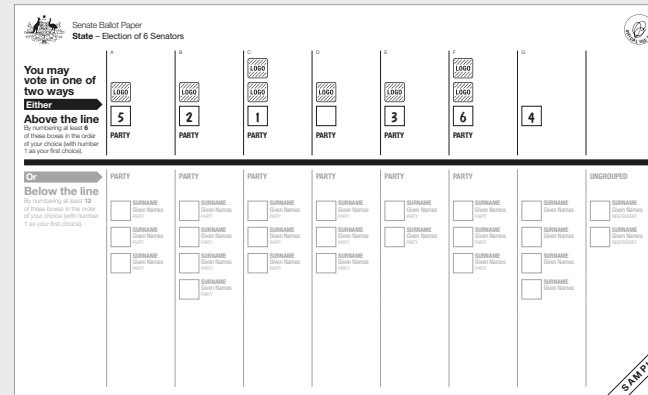
You must number **every box** for your vote to count.



Sample ballot paper

Senate

On the **white ballot paper** you can choose to vote either above or below the line.



Sample ballot papers

Don't worry if you make a mistake. You can ask for another ballot paper and start again.

EITHER Above the line

If you vote above the line, you must number **at least 6 boxes** from 1 to 6. Place a '1' in the box for the party or group that is your first choice, a '2' in the box for the party or group that is your second choice and so on until you number at least six boxes. You may continue to place numbers in as many boxes above the line as you like.

OR Below the line

If you vote below the line, you must number **at least 12 boxes** from 1 to 12. Place a '1' in the box beside the candidate that is your first choice, a '2' in the box beside your second choice and so on until you number at least 12 boxes. You may continue to place numbers in as many boxes below the line as you like.