



The Federal Redistribution 2006
QUEENSLAND




Objection Number 88

Perry Shire Council

3 pages

ALL COMMUNICATIONS
TO BE ADDRESSED TO:
"THE CHIEF EXECUTIVE OFFICER"
P.O. BOX 12
MOUNT PERRY, Q. 4671



HEUSMAN STREET
MOUNT PERRY
PHONE: (07) 4156 3155
FAX: (07) 4156 3214
EMAIL: perryshire@burnett.net.au

PERRY SHIRE COUNCIL

RYAN 19 JUL 2006

Our Reference	1441/1
Your Reference	
Date	18 th July, 2006

FACSIMILE TRANSMISSION

TO: Australian Electoral Office
Brisbane.

FAX NO. 07 3831 9683

TELEPHONE NO. 07 3834 3488

NUMBER OF PAGES: 3 *[including this page]*


FROM: Greg Wallace - Chief Executive Officer

MESSAGE

Dear Sir/Madam,

I attach herewith a copy of Council's submission in relation to the proposed Electoral Redistribution. The original has been mailed but may not arrive by the Friday deadline.

Kind regards,




Greg Wallace
Chief Executive Officer

OBJECTION

88 - 8 8

ALL COMMUNICATIONS
TO BE ADDRESSED TO:
"THE CHIEF EXECUTIVE OFFICER"
P.O. BOX 12
MOUNT PERRY, Q. 4671



HEUSMAN STREET
MOUNT PERRY
PHONE: (07) 4156 3155
FAX: (07) 4156 3214
EMAIL: perryshire@burnett.net.au

PERRY SHIRE COUNCIL

Our Reference	41563214
Your Reference	
Date	18 th July, 2006

Australian Electoral Officer for Queensland,
GPO Box 2590,
BRISBANE. 4001

Dear Sir,

ELECTORAL REDISTRIBUTION SUBMISSION

I refer to the June release of the redistribution proposal and in particular to the proposal to include the Shire of Perry within the new Electoral Division of 'Wright'. The Council strongly objects to such a move and proposes that the Shire should remain in the division of "Hinkler" on the following grounds.

1. Community of Interest

The regional centre for our residents is very strongly Bundaberg, which is only 100km by road compared to that of Gladstone which is approx. twice that distance, and the proposed boundary will not alter that. This area has historically relied upon Bundaberg for the major portion of its business, health, travel, work, social, educational and government services. Apart from its close association with other local government communities in the northern Burnett also proposed for inclusion this Shire has very little community of interest with other areas in the proposed new division of Wright at all.

The proposal from a 'community of interest' viewpoint has little, if indeed any, substance.

2. Means of Communication and Travel

Our transport services are oriented towards Bundaberg and it is the closest and most logical access point. It is the closest regional city and essential services are only an hour by road for most of our citizens. Road access is of a high standard and bus and transport services ply that route regularly.


Because of its proximity as compared to the 2 hours travel cost, time and inconvenience to access Gladstone, Bundaberg will remain the major and preferred transport and communications hub for this Shire.

To suggest that Gladstone is a relevant and significant regional centre, now or in the foreseeable future, in terms of communications and travel needs of our citizens is unsupportable.

OBJECTION

NR - 88

ALL COMMUNICATIONS
TO BE ADDRESSED TO:
"THE CHIEF EXECUTIVE OFFICER"
P.O. BOX 12
MOUNT PERRY, Q. 4671



HEUSMAN STREET
MOUNT PERRY
PHONE: (07) 4156 3155
FAX: (07) 4156 3214
EMAIL: perrysire@burnett.net.au

PERRY SHIRE COUNCIL

3. Physical Features and Area

The Shire of Perry is located in the Bundaberg hinterland in the headwaters of the Burnett, and has a strong association with local government areas around Bundaberg as well as the North Burnett cluster of local governments to our south and west. The Shire has no apparent geographical relationship with the proposed division of Wright as we are constrained to the north by range country and our area drains to the south into the Burnett River. Industry is primarily cattle grazing with some mining at Equigold Mt. Rawdon gold and copper mine and the Monto Minerals Goondicum Mine.

Anyone who has travelled the Miriam Vale to Gin Gin Road will confirm that there is no sense of continuity or association between the Gladstone hinterland and the Bundaberg hinterland.

4. Existing Boundaries of Divisions

While the Council understands the constraints of the quota requirements of the *Commonwealth Electoral Act* it still has a strong inclination to the view that communities of interest on a regional basis should be preserved, and that recurring 'musical chairs' with electoral division boundaries every few years is not conducive to good government.

It is apparent that the proposal to include Perry Shire in the new division of Wright can only be supported by the numbers and this Council suggests that with respect there ought to be at least some substance to the case in respect of the other criteria before such a move is permitted.

Proposal - That the shires of Perry and Kolan be removed from the proposed new division of Wright and incorporated in the amended division of Hinkler on the basis that there is no case of any substance for proceeding otherwise and the population impact would be negligible in the foreseeable future.

Should you require clarification on any of the above issues please don't hesitate to discuss the matter with me.

Yours faithfully,


Greg Wallace
CHIEF EXECUTIVE OFFICER

OBJECTION

№ - 8 8