

Kako da se čuje i Vaš glas

July 2010

Croatian/Hrvatski

Na dan izbora, primit ćete dva glasačka listića, zeleni za Zastupnički dom (House of Representatives) i bijeli za Sabor (Senate).

Ako pogriješite, ne brinite. Zatražite novi glasački listić i počnite ispočetka.

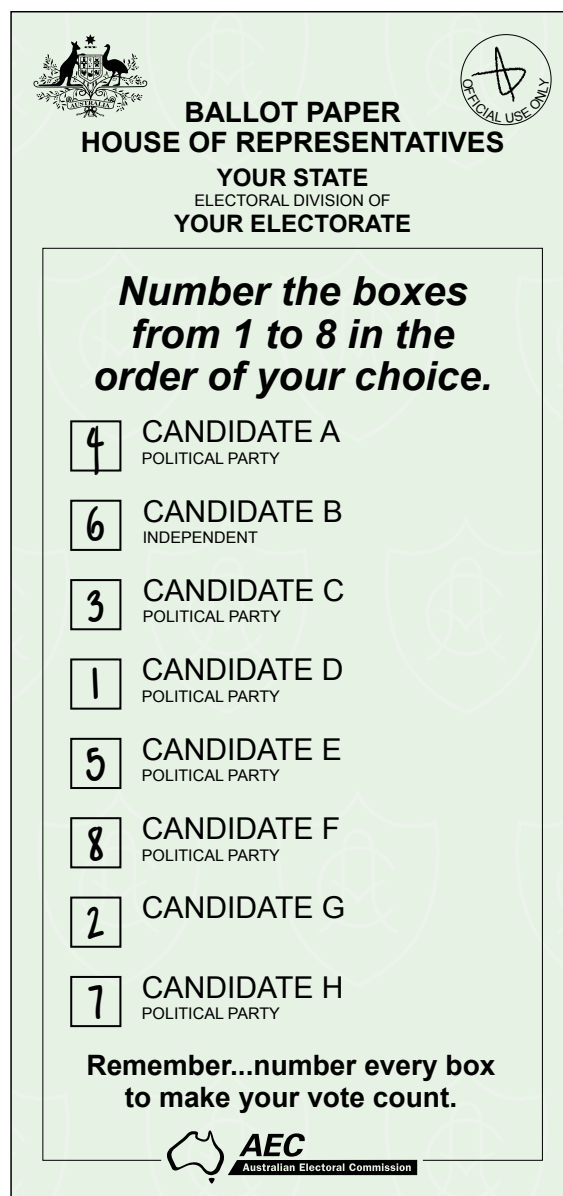
Zeleni glasački listić


Upišite broj u svaki kvadratić


Na zelenom glasačkom listiću, trebate upisati broj '1' u kvadratić uz ime kandidata kojem prvom dajete prednost, broj '2' u kvadratić uz ime onog tko Vam je drugi izbor, te tako dalje, dok ne upišete brojeve u sve kvadratiće.

Da bi Vaš glas vrijedio, morate brojem označiti svaki kvadratić.

Na ovom glasačkom listiću nemojte kvadratiće označavati kvačicama ni križićima, niti ih ostaviti prazne, jer se Vaš glas neće uvažiti.




 **BALLOT PAPER**
HOUSE OF REPRESENTATIVES
YOUR STATE
ELECTORAL DIVISION OF
YOUR ELECTORATE



Number the boxes from 1 to 8 in the order of your choice.

<input type="checkbox"/>	4	CANDIDATE A POLITICAL PARTY
<input type="checkbox"/>	6	CANDIDATE B INDEPENDENT
<input type="checkbox"/>	3	CANDIDATE C POLITICAL PARTY
<input type="checkbox"/>	1	CANDIDATE D POLITICAL PARTY
<input type="checkbox"/>	5	CANDIDATE E POLITICAL PARTY
<input type="checkbox"/>	8	CANDIDATE F POLITICAL PARTY
<input type="checkbox"/>	2	CANDIDATE G
<input type="checkbox"/>	7	CANDIDATE H POLITICAL PARTY

Remember...number every box to make your vote count.

 **AEC**
Australian Electoral Commission

PRIMJERAK

Molimo okrenite stranicu ➔

Bijeli glasački listić

Možete glasovati na dva načina

Na bijelom glasačkom listiću možete izabrati jedan od dva načina glasovanja:



Iznad crte

Možete upisati '1' u kvadratić iznad crte, za stranku ili grupu za koju glasujete. Time dopuštate da ta stranka ili grupa odluči o redoslijedu Vašeg izbora. Za više informacija posjetite www.aec.gov.au

YOU MAY VOTE IN ONE OF TWO WAYS

Either:

Above the line
By placing the single figure **1** in one and **only one** of these squares to indicate the voting ticket you wish to adopt as your vote

A or B or C or D **7** or E or F

POLITICAL PARTY POLITICAL PARTY POLITICAL PARTY POLITICAL PARTY POLITICAL PARTY POLITICAL PARTY

Or:

Below the line
By placing the numbers **1** to **14** in the order of your preference

A POLITICAL PARTY B POLITICAL PARTY C POLITICAL PARTY D POLITICAL PARTY E POLITICAL PARTY F POLITICAL PARTY Ungrouped

CANDIDATE First name PARTY CANDIDATE First name PARTY CANDIDATE First name PARTY CANDIDATE First name PARTY CANDIDATE First name PARTY CANDIDATE First name PARTY CANDIDATE First name PARTY CANDIDATE First name PARTY

AEC Australian Electoral Commission

PRIMJERAK



Ispod crte

Možete ispuniti svaki kvadratić ispod crte, po redoslijedu kojim im dajete prednost. Morate upisati '1' u kvadratić uz kandidata kojem prvom dajete prednost, '2' u kvadratić uz svoj drugi izbor, i tako dalje, dok brojem ne označite svaki kvadratić.

Da bi Vaš glas vrijedio, morate brojem označiti svaki kvadratić.

YOU MAY VOTE IN ONE OF TWO WAYS

Either:

Above the line
By placing the single figure **1** in one and **only one** of these squares to indicate the voting ticket you wish to adopt as your vote

A or B or C or D or E or F

POLITICAL PARTY POLITICAL PARTY POLITICAL PARTY POLITICAL PARTY POLITICAL PARTY POLITICAL PARTY

Or:

Below the line
By placing the numbers **1** to **14** in the order of your preference

A POLITICAL PARTY B POLITICAL PARTY C POLITICAL PARTY D POLITICAL PARTY E POLITICAL PARTY F POLITICAL PARTY Ungrouped

6 CANDIDATE First name PARTY 3 CANDIDATE First name PARTY 4 CANDIDATE First name PARTY 7 CANDIDATE First name PARTY 9 CANDIDATE First name PARTY 13 CANDIDATE First name PARTY 14 CANDIDATE First name PARTY

2 CANDIDATE First name PARTY 1 CANDIDATE First name PARTY 8 CANDIDATE First name PARTY 11 CANDIDATE First name PARTY 10 CANDIDATE First name PARTY

5 CANDIDATE First name PARTY 12 CANDIDATE First name PARTY

AEC Australian Electoral Commission

PRIMJERAK